
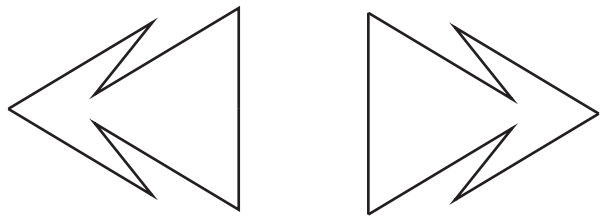


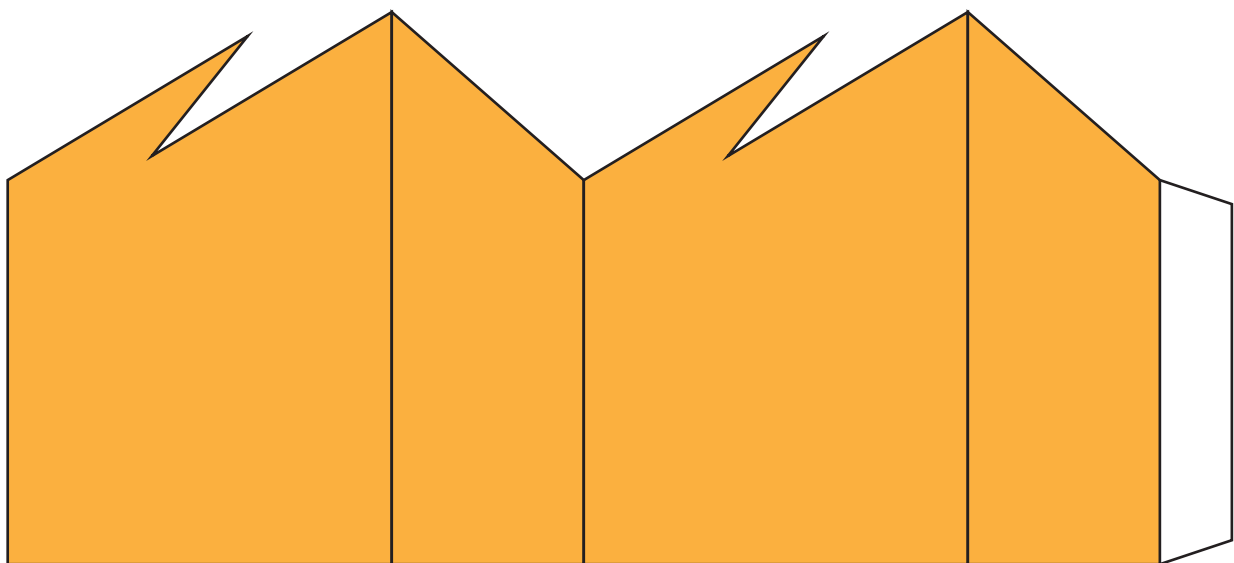
# Paper-Made Ambiguous Cylinder “Arrow That Faces Opposite”

## 紙製変身柱体「逆を向くくびれ矢印」



Cut the diagram below, fold along the lines so that the printed side faces inward, and glue to make a cylinder with a rectangular section.

展開図を切り取り、直線に沿って谷折りにします。印刷面を内側に向け、断面が長方形になるようにのりしろで貼って、柱体にします。



© Kokichi Sugihara (杉原厚吉)

Use for non-profit purpose only (営利目的の使用は禁止します。)